



WE CALCULATE YOUR RISK AND REWARD YOU MAXIMUM RETURNS

SEBI Registration No : INA000003973



WEEKLY F&O REPORT

DATE: 23 MARCH 2018

- **Nifty Future weekly high & Low 10344.00 & 9960.00 points.**
- **Sensex weekly high & low 34529.78 & 33903.81 points.**
- **Bank Nifty Future high & low 24869.90 & 23634.45 points.**

DAILY NIFTY CHART








WEEKLY NIFTY CHART








WEEKLY BANK NIFTY CHART



WEEKLY TOP GAINERS

Company Name	LTP	Prev. Close	Change	% Change	W's Low / High
 NTPC	170.05	164.85	5.20	3.15	163.65 - 171.80
 Bharti Infratel	342.50	334.45	8.05	2.41	320.05 - 345.80
 IndusInd Bank	1749.50	1724.70	24.80	1.44	1702.10 - 1762.90
 PowerGrid	194.25	192.25	2.00	1.04	191.00 - 197.15
 Hind. Unilever	1301.65	1299.15	2.50	0.19	1281.10 - 1323.10

WEEKLY TOP LOSERS

Company Name	LTP	Prev. Close	Change	% Change	W's Low / High
 Vedanta Ltd	276.00	308.90	-32.90	-10.65	274.30 - 317.00
 Indian Oil Corp	168.85	184.75	-15.90	-8.61	165.00 - 192.50
 YES Bank	286.65	312.90	-26.25	-8.39	285.00 - 316.85
 BPCL	413.45	447.55	-34.10	-7.62	408.25 - 458.50
 ICICI Bank	275.55	298.10	-22.55	-7.56	273.55 - 301.85

SECTORIAL INDICES PERFORMANCE

INDEX	1 Year % CHG	9 Mth % CHG	6 Mth % CHG	3 Mth % CHG	1 Mth % CHG	2 Week % CHG	1 Week % CHG	Current Value
NIFTY 50	9,030.45	9630	9964.4	10,493.00	10,382.70	10,154.20	10,360.15	9,998.05
	10.71	3.82	0.34	-4.72	-3.7	-1.54	-3.5	
NIFTY 500	7,830.10	8423.85	8738	9,431.50	9,138.50	8,936.85	9,133.90	6,650.10
	-15.07	-21.06	-23.89	-29.49	-27.23	-25.59	-27.19	
NIFTY NEXT 50	24,550.15	26497.1	27947.25	30,764.80	28,920.45	28,297.80	28,904.95	28,189.90
	14.83	6.39	0.87	-8.37	-2.53	-0.38	-2.47	
Nifty MID100 Free	16,721.80	17907.9	18393.85	20,834.00	19,375.10	18,795.30	19,258.85	18,474.00
	10.48	3.16	0.44	-11.33	-4.65	-1.71	-4.08	
NIFTY IT	10,783.30	10199.55	10632.1	11,501.90	12,730.25	12,677.10	12,762.25	12,541.10
	16.3	22.96	17.96	9.04	-1.49	-1.07	-1.73	
NIFTY 100	9,308.30	9944.7	10320.95	10,940.65	10,737.35	10,501.40	10,716.05	10,357.60
	11.27	4.15	0.36	-5.33	-3.54	-1.37	-3.34	
NIFTY BANK	20,781.35	23736.1	24368.85	25,648.55	24,955.20	24,134.10	24,791.85	23,670.40
	13.9	-0.28	-2.87	-7.71	-5.15	-1.92	-4.52	
NIFTY REALTY	211.8	267.8	272.95	333.25	319.65	311.4	319.95	164.2
	-22.47	-38.69	-39.84	-50.73	-48.63	-47.27	-48.68	
NIFTY INFRA	3,014.05	3219.7	3312	3,615.15	3,374.95	3,301.95	3,386.20	3,306.35
	9.7	2.69	-0.17	-8.54	-2.03	0.13	-2.36	
NIFTY ENERGY	11,321.65	11811.45	13046.7	14,359.15	13,667.25	13,358.20	13,667.15	13,239.20
	16.94	12.09	1.48	-7.8	-3.13	-0.89	-3.13	
NIFTY MIDCAP 50	4,267.45	4579.4	4778.6	5,453.90	5,052.95	4,953.60	5,090.90	3,210.50

